



## Update on new Microsoft Cloud Technology

## Agenda

- 18h30 GDPR / Compliance Manager / Secure Score
- 19h00 Azure MFA
- 19h30 Break
- 19h45 O365 – ATP /defender ATP Demo
- 20h15 IRM – O365
- 20h45 Networking / Vragen
- 21h30 Einde



## Achieve GDPR Compliancy within Office 365

### GDPR Basics

- GDPR is an adjustment of the privacy directive of 1995
- Adapted to an unified European law
- Acts on the individual's right to data privacy, making it a human right
- Goes in full effect on the 25th of May 2018.
- Acts on personal identifiable information or data:
  - **Personal data is any data that can be related to a natural person.**  
(eg. Name, Location, IP Address, Customernumber,...)  
More stringent rules apply on special categories  
(eg. Race, Medical, ....)
- The law defines two roles of data gathering and processing
  - **Controller:** Determines the purpose and means of the processing of personal data
  - **Processor:** Processes personal data on behalf of the controller

### Scope

- Processing of data and/or trade within the EU
- Data subject is residing within the EU

### Special rights of the data subject

- Transparent (clear language)
- Access
- Right of rectification
- Right to be forgotten
- Restrict processing
- Data portability
- No automation or profiling

“GDPR is not a sole IT responsibility  
it is a Business responsibility”

	Office 365 Business Essentials	Office 365 Business	Office 365 Business Premium  Office 365 Germany Business Premium	Office 365 Enterprise E1	Office 365 Enterprise E3	Office 365 Enterprise E5	Office 365 Enterprise F1
<b>Compliance</b>							
SAS 70 / SSAE16 Assessments	Yes	Yes	Yes	Yes	Yes	Yes	Yes
ISO 27001 certified	Yes	Yes	Yes	Yes	Yes	Yes	Yes
EU Model Clauses	Yes	Yes	Yes	Yes	Yes	Yes	Yes
EU Safe Harbor	Yes	Yes	Yes	Yes	Yes	Yes	Yes
HIPAA-Business Associate Agreement	Yes	Yes	Yes	Yes	Yes	Yes	Yes
FISMA Authority to Operate	Yes	Yes	Yes	Yes	Yes	Yes	Yes
Microsoft Data Processing Agreement	Yes	Yes	Yes	Yes	Yes	Yes	Yes
PCI-governed PAN data	No	No	No	No	No	No	No



GDPR

## Achieve GDPR Compliancy within Office 365

Office 365 Security & Compliance **cheops**

New DLP policy

- Choose the information to protect
- Name your policy
- Choose locations
- Policy settings
- Review your settings**

### Review your settings

**Template name** [Edit](#)  
Germany Personally Identifiable Information (PII) Data

**Policy name** [Edit](#)  
Germany Personally Identifiable Information (PII) Data

**Description** [Edit](#)

**Applies to content in these locations** [Edit](#)  
Exchange email  
SharePoint sites  
OneDrive accounts

**Policy settings** [Edit](#)  
If the content has these types of sensitive information, German Driver's License Number, German Passport Number then notify people with a Policy Tip and email message.  
If there's at least 10 pieces of the same kind of sensitive

[Back](#) [Create](#) [Cancel](#)

Microsoft Service Trust Portal Compliance Manager Guides Settings

## Compliance Manager

[Assessments](#) [Action Items](#)  Show Archived

**Office 365 ISO 27001:2013** [Actions](#)

Created: 12/10/2017 Modified: 12/10/2017

Customer Controls: 0 of 71

Microsoft Controls: 269 of 269

**Office 365 GDPR** [Actions](#)

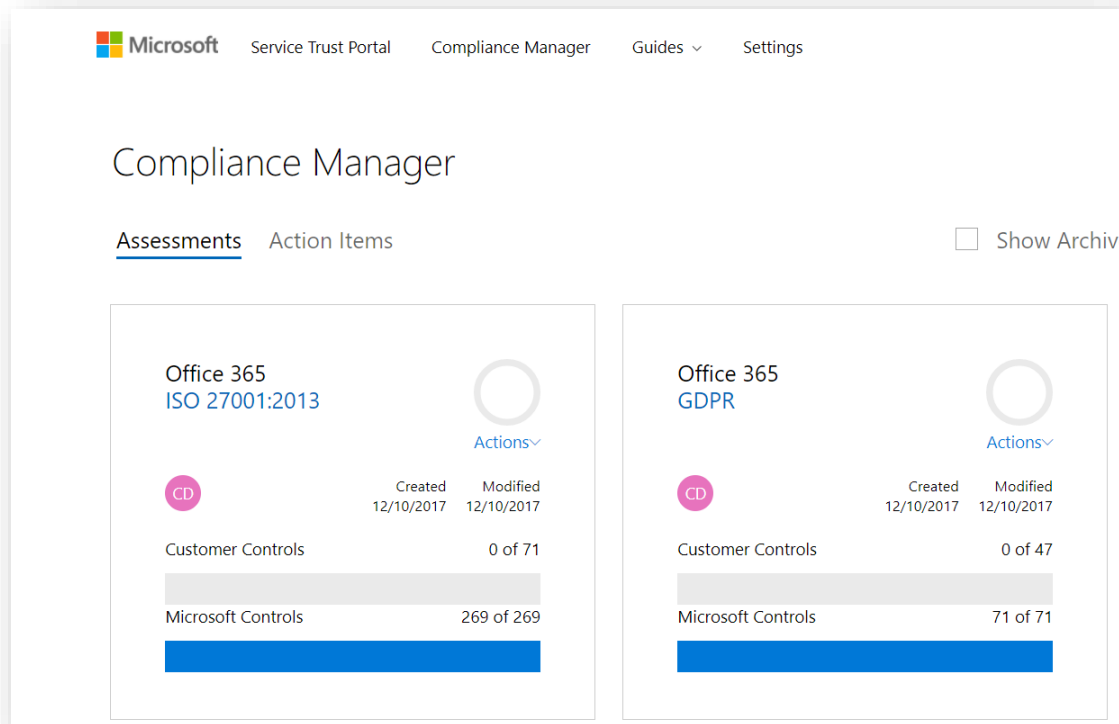
Created: 12/10/2017 Modified: 12/10/2017

Customer Controls: 0 of 47

Microsoft Controls: 71 of 71

<https://servicetrust.microsoft.com>





- Platforms:
  - Office 365
  - Dynamics 365
  - Azure
- Regulations
  - GDPR
  - NIST 800-53
  - ISO 27001
  - ISO 27018
- Insights in Controls that are done from:
  - Microsoft
  - Customer

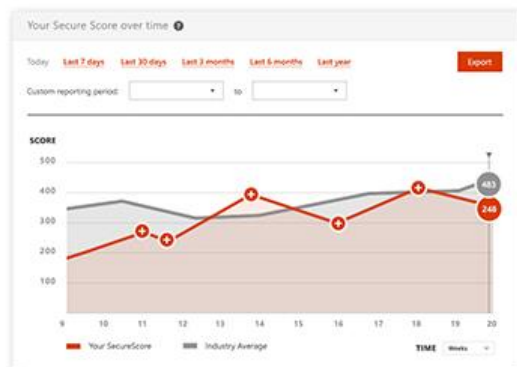
<https://servicetrust.microsoft.com>

The screenshot displays the Microsoft Service Trust Portal Compliance Manager interface. At the top, there is a navigation bar with the Microsoft logo, 'Service Trust Portal', 'Compliance Manager', 'Guides', and 'Settings'. Below this, the main heading is 'Compliance Manager'. There are two tabs: 'Assessments' (which is active) and 'Action Items'. A checkbox labeled 'Show Archived' is visible on the right. The main content area contains two assessment cards. The first card is for 'Office 365 ISO 27001:2013'. It features a circular progress indicator, a 'CD' icon, and a table with columns for 'Created' and 'Modified', both showing '12/10/2017'. Below the table are two progress bars: 'Customer Controls' at '0 of 71' and 'Microsoft Controls' at '269 of 269'. The second card is for 'Office 365 GDPR'. It has a similar layout with a 'CD' icon, a table with 'Created' and 'Modified' dates of '12/10/2017', and progress bars for 'Customer Controls' at '0 of 47' and 'Microsoft Controls' at '71 of 71'. Both cards have an 'Actions' dropdown menu.

# DEMO

<https://servicetrust.microsoft.com>

## Secure Score



## Analyzing Your Score

Secure Score gives you a different way of managing your risk. Rather than reacting or responding to security alerts, the Secure Score lets you track and plan incremental improvements over a longer period of time



<https://seurescore.office.com>



- Analyse Office 365 Tenant based on **active** subscriptions and measure the enabled security features.
- See how you match against the median
- Guidelines to achieve better security
- Score Analyzer to track Secure Score over time
- Will move to Security & Compliancy Center

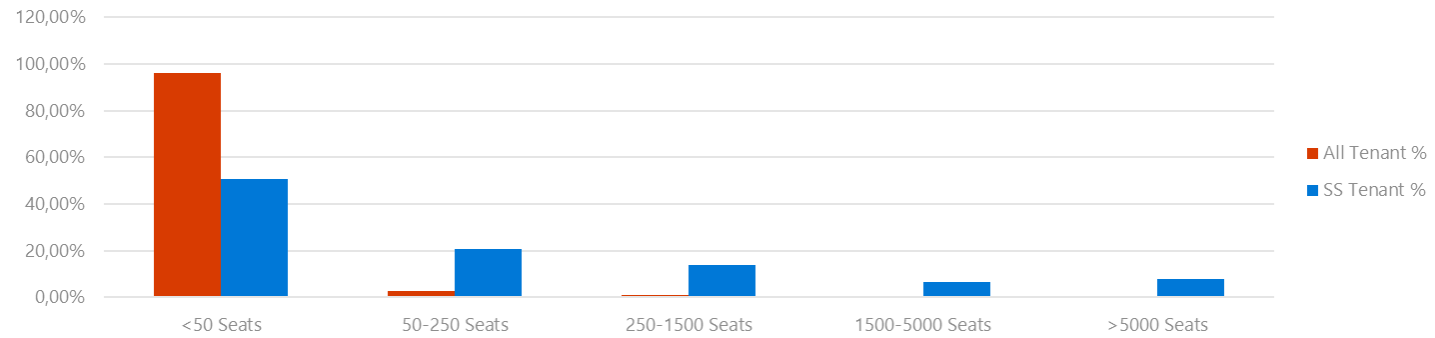
<https://securescore.office.com>



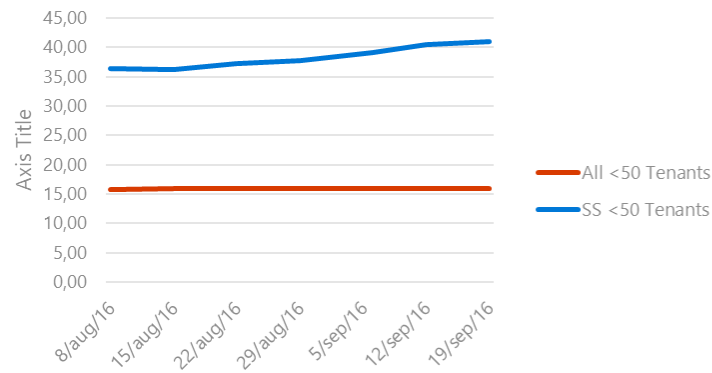
<https://seurescore.office.com>

# DEMO

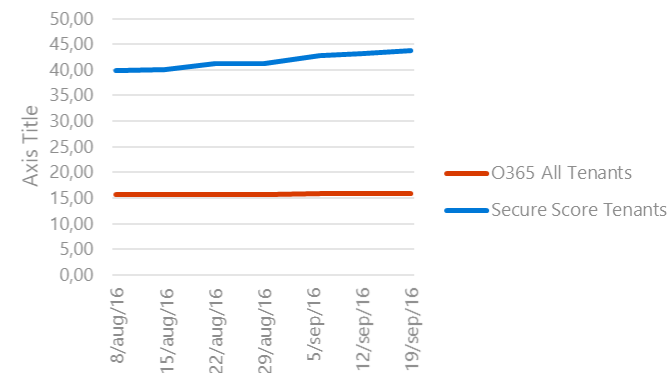
### Tenant Segment Engagement



### < 50 Seat Score Movement



### Overall Score Movement



## Get Started

- <https://blogs.technet.microsoft.com/office365security>

## Introducing Article

- <https://support.office.com/en-us/article/Introducing-the-Office-365-Secure-Score-c9e7160f-2c34-4bd0-a548-5ddcc862eaef>

## Secure Score

- <https://seurescore.office.com>